



CHARLOTTE CATALOG | Vol. IV
PAVERS | WALLS | OUTDOOR LIVING



Panorama™ Demi and Supra Pavers / Cape Fear Blend

Not all colors available in all regions.

Image on Front: Panorama™ Supra / Cape Fear Blend



Where imagination and possibilities meet.

Keystone Hardscapes pavers and retaining walls are the building blocks that turn your ideas into realities. Dreaming of extending your living space with a backyard gathering area to entertain family and friends? From distinctive driveways to luxurious outdoor living designs, Keystone Hardscapes can help bring your vision to life.

Keystone Hardscapes is built on a commitment to beauty, design versatility and function. Since the 1980s, our products have been installed in thousands of residential and commercial properties. Our innovative pavers, walls and outdoor living elements continue to be favorites of homeowners, contractors, designers and developers.

Locally made products, nationally trusted brand.

www.keystonehardscapes.com








Stonegate® / Chicago Blend & Earth Blend




Not all colors available in all regions.

Application Key

PAVERS

- Pedestrian 
- Light Vehicular 
- Medium Vehicular 
- Heavy Vehicular 
- Permeable 

WALLS

- Retaining Walls 
- Freestanding Walls 
- Outdoor Living 



| | |
|-----------|--|
| 06 | GET INSPIRED |
| | <ul style="list-style-type: none"> Outdoor Living..... 6 Driveways 10 Poolside..... 14 |
| 17 | PAVER COLLECTION |
| | <p>Pavers</p> <ul style="list-style-type: none"> CityStone™ Demi & Supra..... 18 Holland Stone 20 Panorama™ Demi & Supra 22 Plaza Stone..... 24 Plaza Stone 3-pc 26 Plaza Stone Circle 28 Venetian® - Tumbled..... 30 |
| 33 | WALL COLLECTION |
| | <p>Structural Walls</p> <ul style="list-style-type: none"> Keystone Compac® III - Straight..... 34 Regal Stone Pro® - RockFace Medley..... 36 Regal Stone Pro® - RockFace..... 38 Regal Stone Pro® - RockFace 3-pc 40 <p>Landscape Walls</p> <ul style="list-style-type: none"> Harington® 3-pc..... 42 Harington® Freestanding 3-pc..... 44 Stonegate®..... 46 <p>Wall Caps..... 48</p> |
| 51 | OUTDOOR LIVING DESIGNS |
| | <ul style="list-style-type: none"> Round Fire Pit Kit..... 52 |
| 55 | RESOURCES |
| | <ul style="list-style-type: none"> Color Matrix 56 Product Specifications..... 57 Laying Patterns 62 |



Not all colors available in all regions.

Outdoor Living



Stonegate® / Sierra Blend



Panorama™ Supra Pavers / Cape Fear Blend



Harington® 3-pc, Harington® Freestanding 3-pc and 6" Column / Sand Blend



Not all colors available in all regions.

Outdoor Living



Stonegate® / Sierra Blend



Not all colors available in all regions.


Driveways



Plaza Stone Rectangles & Squares / Graphite Blend



Plaza Stone Rectangles and Squares / Three Tone Brown



Panorama™ Demi / Graphite Blend



Not all colors available in all regions.

Driveways



Panorama™ Demi / Sandstone Blend




Not all colors available in all regions.


Poolside



Venetian® Combo, 6x12 & 12x12 Pavers / Earth Blend and Harington® 3-pc Wall / Chicago Blend



Panorama™ Supra / Ashley Blend



Plaza Stone Rectangle and Square / Three Tone Brown



Panorama™ Supra Pavers / Trinity Blend and Harington® Freestanding 3-pc Wall / Ash Blend

Not all colors available in all regions.

Available Finishes



STANDARD
Classic, through-mix
surface



TUMBLED
Well-weathered charm
surface

Pavers

| | |
|------------------------------|----|
| CityStone™ Demi & Supra..... | 18 |
| Holland Stone | 20 |
| Panorama™ Demi & Supra | 22 |
| Plaza Stone..... | 24 |
| Plaza Stone 3-pc | 26 |
| Plaza Stone Circle | 28 |
| Venetian® - Tumbled..... | 30 |



Plaza Stone Rectangles and Squares / Chicago Blend



CityStone pavers deliver a sleek, modern style and sophistication. CityStone Demi & Supra can be installed as stand-alone three-piece, or a combined a six-piece, paving system.

CITYSTONE™

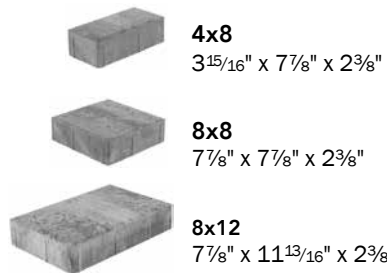
Demi & Supra




Ashley Blend
(White Cement Color)

Earth Blend

Colors printed here are as true a match as the printing process will allow. For best matching results, please refer to actual samples.



#363 Demi - Bundle^{1,2}




#364 Supra - Bundle¹

Supra recommended for non-vehicular applications



Holland Stone offers the charm and versatility of a simple rectangular shape. From simplistic to intricate, pattern options are almost endless. Maximize design potential by combining pattern and color options.

HOLLAND STONE



Charcoal



Earth Blend



Old Town Blend

Colors printed here are as true a match as the printing process will allow. For best matching results, please refer to actual samples.



#217
3¹⁵/₁₆" x 7⁷/₈" x 2³/₈"



Let this six-piece series bring your next hardscape design to life with sophistication and style. Panorama Demi and Supra can also be installed as two stand-alone three-piece paving systems.



PANORAMA™

Demi & Supra



Ashley Blend
(White Cement Color)



Earth Blend

Colors printed here are as true a match as the printing process will allow. For best matching results, please refer to actual samples.



4x8
3¹⁵/₁₆" x 7⁷/₈" x 2³/₈"



8x8
7⁷/₈" x 7⁷/₈" x 2³/₈"



8x12
7⁷/₈" x 11¹³/₁₆" x 2³/₈"

#367 Demi - Bundle^{1,2}



8x16
7⁷/₈" x 15³/₄" x 2³/₈"



16x16
15³/₄" x 15³/₄" x 2³/₈"



16x24
15³/₄" x 23⁵/₈" x 2³/₈"

#368 Supra - Bundle¹



Plaza Stone creates a welcoming effect with its "pillow top" surface and soft curved edges. The classic square and rectangle shapes make this a versatile paving system for both commercial and residential settings.

PLAZA STONE



Ashley Blend
(White Cement Color)



Autumn Blend



Buff



Cape Fear Blend
(White Cement Color)



Carolina Blend



Charcoal



Chicago Blend



Earth Blend



Little River Blend
(White Cement Color)



Old Town Blend




Rivertown Blend



Sandstone Blend

Colors printed here are as true a match as the printing process will allow. For best matching results, please refer to actual samples.



#646 - Square
6x6 60mm
5½" x 5½" x 2⅜"



#606 - Rectangle
6x9 60mm
5½" x 8¼" x 2⅜"



Plaza Stone 3-piece creates an enchanting look with its rounded surface and edge profiling. The three different sized units are perfect for commercial and residential settings.



PLAZA STONE

3-pc



Ashley Blend
(White Cement Color)



Carolina Blend



Earth Blend

Colors printed here are as true a match as the printing process will allow. For best matching results, please refer to actual samples.



3x6
2¾" x 5½" x 2⅜"



6x6
5½" x 5½" x 2⅜"



6x9
5½" x 8¼" x 2⅜"

#641- Bundle



Add design distinction to an outdoor space with the multi-shape Plaza Stone Circle. This circle pack can be combined with any other Plaza Stone paver to extend the visual impact and appeal of your project.



PLAZA STONE

Circle



Ashley Blend
(White Cement Color)



Carolina Blend



Earth Blend



Old Town Blend



Sandstone Blend

Colors printed here are as true a match as the printing process will allow. For best matching results, please refer to actual samples.



A - Center
2³/₄" x 5¹/₂" x 2³/₈"



D - Twinkie
2³/₄" x 5¹/₂" x 2³/₈"



B - Wedge
6³/₁₆" x 5¹/₂" x 2³/₈"



E - 3/4 Square
4¹/₈" x 5¹/₂" x 2³/₈"



C - Trap
4¹/₂" x 5¹/₂" x 2³/₈"

#637 - Plaza Stone Circle - Bundle



A uniquely attractive textured surface sets Venetian apart from ordinary pavers, allowing for a dynamic interaction with sunlight and evoking the timeless beauty of flagstone. Ideal for residential and commercial applications.

VENETIAN®

Tumbled



Earth Blend

Colors printed here are as true a match as the printing process will allow. For best matching results, please refer to actual samples.



6x6
5¹⁵/₁₆" x 5¹⁵/₁₆" x 2³/₈"



6x9
5¹⁵/₁₆" x 8⁷/₈" x 2³/₈"



269T - 6x12
5¹⁵/₁₆" x 11¹³/₁₆" x 2³/₈"



270T - 12x12
11¹³/₁₆" x 11¹³/₁₆" x 2³/₈"

#267T Combo - Bundle 60mm



Harington® 3-pc / Winter Blend

Not all colors available in all regions.

Structural Walls

Keystone Compac® III - Straight..... 34
Regal Stone Pro® - RockFace Medley..... 36
Regal Stone Pro® - RockFace..... 38
Regal Stone Pro® - RockFace 3-pc..... 40


Landscape Walls

Harington® 3-pc..... 42
Harington® Freestanding 3-pc..... 44
Stonegate®..... 46

Wall Caps..... 48



Harington® 3-pc / Victorian Blend



Featuring unrivaled aesthetic options, cost-saving versatility and proven performance, installers prefer the Compac's lighter weight, shorter tail design and proven pin connection.

KEYSTONE COMPAC®

Straight




Buff



Carolina Blend



Pewter



Sandstone Blend

Colors printed here are as true a match as the printing process will allow. For best matching results, please refer to actual samples.



#110170 - Straight
8" x 18" x 12"




2 Connection pins required per unit. Pins allow for near-vertical or battered setback construction options.




Featuring easy rear lip installation, Regal Stone Pro - RockFace Medley's scored and straight split faces are combined to achieve a three-piece aesthetic with the efficiencies of a single unit installation.

REGAL STONE PRO®

RockFace Medley



Carolina Blend



Sandstone Blend



Yukon Blend
(White Cement Color)

Colors printed here are as true a match as the printing process will allow. For best matching results, please refer to actual samples.



Left Score
8" x 18" x 12"



Straight
8" x 18" x 12"



Right Score
8" x 18" x 12"

#888 Bundle



The one square-foot face features a natural stone texture which makes the Regal Stone Pro - RockFace a distinctive addition to any landscape. The hollow core lightens the unit for easy handling.




REGAL STONE PRO®

RockFace



Buff



Carolina Blend



Pewter



Sandstone Blend



Yukon Blend
(White Cement Color)

.....
Colors printed here are as true a match as the printing process will allow. For best matching results, please refer to actual samples.
.....



#818
8" x 18" x 12"



Regal Stone Pro - RockFace 3-piece produces a striking appearance. Its use of multiple shape patterning, and alternating scale, creates new and innovative application potential for site work design.

REGAL STONE PRO®

RockFace 3-pc



Carolina Blend



Sandstone Blend



Yukon Blend
(White Cement Color)

Colors printed here are as true a match as the printing process will allow. For best matching results, please refer to actual samples.



Small
8" x 7" x 12"



Medium
8" x 11" x 12"



Large
8" x 18" x 12"

#835 Bundle



The Harington 3-piece wall system evokes the look and feel of natural hand-hewn stone, making a design statement. The rear lip feature simplifies setback and alignment to speed construction.

HARINGTON®

3-pc



Carolina Blend



Sandstone Blend



Yukon Blend
(White Cement Color)


Colors printed here are as true a match as the printing process will allow. For best matching results, please refer to actual samples.



Small
6" x 6" x 12"



Medium
6" x 12" x 12"



Large
6" x 18" x 12"

#876 Bundle



The Harington Freestanding 3-piece wall is crafted in compelling colors and rough-hewn textures. Create curved or straight freestanding walls, columns, outdoor kitchens and fire features with this versatile system.



HARINGTON®

Freestanding 3-pc



Carolina Blend



Sandstone Blend



Yukon Blend
(White Cement Color)


Colors printed here are as true a match as the printing process will allow. For best matching results, please refer to actual samples.



Small
6" x 6"/4" x 9"



Medium
6" x 12"/10" x 9"



Large
6" x 18"/16" x 9"

#889 Bundle



Reminiscent of the charming walls of the European countryside, Keystone's Stonegate features a smoothly weathered stone appearance, perfect for outdoor living projects, freestanding and retaining walls.

STONEGATE®



Ashley Blend
(White Cement Color)



Carolina Blend



Sandstone Blend

Colors printed here are as true a match as the printing process will allow. For best matching results, please refer to actual samples.



Small
6" x 6"/4" x 10"



Medium
6" x 12"/10" x 10"



Large
6" x 16"/14" x 10"



#110177T - Cap
3" x 12" x 11"



2 Connection pins
required per unit.

#110176T Bundle



Add the perfect finishing details with wall caps and corners. The smaller scale of the cap combines with the larger scale wall unit to give the completed installation a distinctive and professionally rendered appearance.

WALL CAPS

#110819 - 3" Rectangle Cap



Carolina Blend

Sandstone Blend

Yukon Blend
(White Cement Color)

#817 - 3" Trapezoid Cap



Carolina Blend

Sandstone Blend

Yukon Blend
(White Cement Color)

#831 - 4" Rectangle Cap



Buff

Carolina Blend

Pewter

Sandstone Blend

Yukon Blend
(White Cement Color)


.....
Colors printed here are as true a match as the printing process will allow. For best matching results, please refer to actual samples.
.....



**#110819 - 3"
Rectangle Cap**
3" x 18" x 13½"



**#817 - 3"
Trapezoid Cap**
3" x 18"/12" x 11"



**#831 - 4"
Rectangle Cap**
4" x 18" x 13½"



Panorama™ Demi and Supra Pavers and Harington® Freestanding 3-pc Wall / Sand Blend

Not all colors available in all regions.

Contents

| | |
|-----------|-------------------------------|
| 51 | OUTDOOR LIVING DESIGNS |
| | Round Fire Pit Kit..... 52 |



Harrington® Freestanding 3-pc Wall / Little River Blend

ROUND Fire Pit Kit

Nothing compares with the simple, timeless appeal of a fire pit. A Fire Pit Kit makes a great weekend project, creating a gathering place for family and friends.

SplitRock®



Carolina Blend



Sandstone Blend



Yukon
(White Cement Color)



| Dimensions | Included | Product Number |
|---------------------|--|----------------|
| 45" Diameter x 21"H | 16 each - SplitRock® Trapezoid, Wedge, Double Trapezoid and Double Wedge | #SRK543 |



.....
 Colors printed here are as true a match as the printing process will allow. For best matching results, please refer to actual samples.

WARNING: Combustion byproducts produced when using this product include carbon monoxide, a chemical known to the State of California to cause birth defects or other reproductive harm.

Stonegate®

Visit www.keystonehardscapes.com for more outdoor living inspiration and designs that can be created with Stonegate®.



Benches



Columns



Fire Pits



Outdoor Kitchens



Fireplaces



Harington® 3-pc / Sandstone Blend

Not all colors available in all regions.

Contents

55

RESOURCES

| | |
|-----------------------------|----|
| Color Matrix | 56 |
| Product Specifications..... | 57 |
| Laying Patterns | 62 |



Panorama™ Supra Pavers / Eddington Blend and Harington® 3-pc Wall / Tan Brown

COLOR MATRIX

This color matrix serves as a guide for color selection across product lines.

| | | Standard Color | | | | | | | | | White Cement Color | | | |
|------------------|-------------------------------------|----------------|------|----------------|----------|---------------|-------------|----------------|--------|-----------------|--------------------|--------------|-----------------|--------------------|
| | | Autumn Blend | Buff | Carolina Blend | Charcoal | Chicago Blend | Earth Blend | Old Town Blend | Pewter | Rivertown Blend | Sandstone Blend | Ashley Blend | Cape Fear Blend | Little River Blend |
| Prod. No. | PAVER COLLECTION | | | | | | | | | | | | | |
| 363 | CityStone™ Demi 60mm | | | | | | • | | | | | • | | |
| 364 | CityStone™ Supra 60mm | | | | | | • | | | | | • | | |
| 217 | Holland Stone 60mm | | | | • | | • | • | | | | | | |
| 367 | Panorama™ Demi 60mm | | | | | | • | | | | | • | | |
| 368 | Panorama™ Supra 60mm | | | | | | • | | | | | • | | |
| 646 | Plaza Stone 6x6 60mm | • | • | • | • | • | • | • | | • | • | • | • | • |
| 606 | Plaza Stone 6x9 60mm | • | • | • | • | • | • | • | | • | • | • | • | • |
| 641 | Plaza Stone 3-pc 60mm | | | • | | | • | | | | | • | | |
| 637 | Plaza Stone Circle 60mm | | | • | | | • | • | | | • | • | | |
| 267T | Venetian® 2-pc Combo - Tumbled 60mm | | | | | | • | | | | | | | |
| 269T | Venetian® 6x12 - Tumbled 60mm | | | | | | • | | | | | | | |
| 270T | Venetian® 12x12 - Tumbled 60mm | | | | | | • | | | | | | | |
| Prod. No. | WALL COLLECTION | | | | | | | | | | | | | |
| 110170 | Keystone Compac® III - Straight | | • | • | | | | | • | | • | | | |
| 888 | Regal Stone Pro® - RockFace Medley | | | • | | | | | | | • | | | • |
| 818 | Regal Stone Pro® - RockFace | | • | • | | | | | • | | • | | | • |
| 835 | Regal Stone Pro® - RockFace 3-pc | | | • | | | | | | | • | | | • |
| 876 | Harington® 3-pc | | | • | | | | | | | • | | | • |
| 889 | Harington® Freestanding 3-pc | | | • | | | | | | | • | | | • |
| 110176T | Stonegate® | | | • | | | | | | | • | • | | |
| Prod. No. | WALL CAPS & CORNERS | | | | | | | | | | | | | |
| 110177T | Stonegate® Cap | | | • | | | | | | | • | • | | |
| 110819 | 3" Rectangle Cap | | | • | | | | | | | • | | | • |
| 817 | 3" Trapezoid Cap | | | • | | | | | | | • | | | • |
| 831 | 4" Rectangle Cap | | • | • | | | | | • | | • | | | • |
| Prod. No. | OUTDOOR LIVING | | | | | | | | | | | | | |
| SRK543 | SplitRock® Round Fire Pit Kit | | | • | | | | | | | • | | | • |

SPECIFICATIONS Pavers

SUITABLE FOR:

CityStone™ Demi

| Product No. | Height | Dimensions | Units/Pallet | Pallet Weight | Sq.Ft./Pallet | SUITABLE FOR: | | | |
|-------------|--------|--|--------------|---------------|---------------|---------------|----------------|------------------|-----------------|
| | | | | | | PEDESTRIAN | LIGHTVEHICULAR | MEDIUM VEHICULAR | HEAVY VEHICULAR |
| #363 | 60mm | 3 ¹⁵ / ₁₆ " x 7 ⁷ / ₈ " x 2 ³ / ₈ " | 80 | 2,884 lbs | 103 | | | | |
| | 60mm | 7 ⁷ / ₈ " x 7 ⁷ / ₈ " x 2 ³ / ₈ " | 80 | | | ● | ● | | |
| | 60mm | 7 ⁷ / ₈ " x 11 ¹³ / ₁₆ " x 2 ³ / ₈ " | 80 | | | | | | |

CityStone™ Supra

| Product No. | Height | Dimensions | Units/Pallet | Pallet Weight | Sq.Ft./Pallet | SUITABLE FOR: | | | |
|-------------|--------|---|--------------|---------------|---------------|---------------|----------------|------------------|-----------------|
| | | | | | | PEDESTRIAN | LIGHTVEHICULAR | MEDIUM VEHICULAR | HEAVY VEHICULAR |
| #364 | 60mm | 7 ⁷ / ₈ " x 15 ³ / ₄ " x 2 ³ / ₈ " | 20 | 2,884 lbs | 103 | | | | |
| | 60mm | 15 ³ / ₄ " x 15 ³ / ₄ " x 2 ³ / ₈ " | 20 | | | ● | | | |
| | 60mm | 15 ³ / ₄ " x 23 ⁵ / ₈ " x 2 ³ / ₈ " | 20 | | | | | | |

• Supra recommended for non-vehicular applications

Holland Stone

| Product No. | Height | Dimensions | Units/Pallet | Pallet Weight | Sq.Ft./Pallet | PEDESTRIAN | LIGHTVEHICULAR | MEDIUM VEHICULAR | HEAVY VEHICULAR |
|-------------|--------|---|--------------|---------------|---------------|------------|----------------|------------------|-----------------|
| #217 | 60mm | 3 ¹⁵ / ₁₆ " x 7 ⁷ / ₈ " x 2 ³ / ₈ " | 480 | 2,728 lbs | 103 | ● | ● | | |

Panorama™ Demi

| Product No. | Height | Dimensions | Units/Pallet | Pallet Weight | Sq.Ft./Pallet | SUITABLE FOR: | | | |
|-------------|--------|--|--------------|---------------|---------------|---------------|----------------|------------------|-----------------|
| | | | | | | PEDESTRIAN | LIGHTVEHICULAR | MEDIUM VEHICULAR | HEAVY VEHICULAR |
| #367 | 60mm | 3 ¹⁵ / ₁₆ " x 7 ⁷ / ₈ " x 2 ³ / ₈ " | 80 | 2,884 lbs | 103 | | | | |
| | 60mm | 7 ⁷ / ₈ " x 7 ⁷ / ₈ " x 2 ³ / ₈ " | 80 | | | ● | ● | | |
| | 60mm | 7 ⁷ / ₈ " x 11 ¹³ / ₁₆ " x 2 ³ / ₈ " | 80 | | | | | | |

Panorama™ Supra

| Product No. | Height | Dimensions | Units/Pallet | Pallet Weight | Sq.Ft./Pallet | SUITABLE FOR: | | | |
|-------------|--------|---|--------------|---------------|---------------|---------------|----------------|------------------|-----------------|
| | | | | | | PEDESTRIAN | LIGHTVEHICULAR | MEDIUM VEHICULAR | HEAVY VEHICULAR |
| #368 | 60mm | 7 ⁷ / ₈ " x 15 ³ / ₄ " x 2 ³ / ₈ " | 20 | 2,884 lbs | 103 | | | | |
| | 60mm | 15 ³ / ₄ " x 15 ³ / ₄ " x 2 ³ / ₈ " | 20 | | | ● | | | |
| | 60mm | 15 ³ / ₄ " x 23 ⁵ / ₈ " x 2 ³ / ₈ " | 20 | | | | | | |

• Supra recommended for non-vehicular applications

Plaza Stone 6x6





| Product No. | Height | Dimensions | Units/Pallet | Pallet Weight | Sq.Ft./Pallet | PEDESTRIAN | LIGHTVEHICULAR | MEDIUM VEHICULAR | HEAVY VEHICULAR |
|-------------|--------|---|--------------|---------------|---------------|------------|----------------|------------------|-----------------|
| #646 | 60mm | 5 ¹ / ₂ " x 5 ¹ / ₂ " x 2 ³ / ₈ " | 480 | 2,678 lbs | 100 | ● | ● | | |

Dimensions are nominal.





SPECIFICATIONS Pavers

SUITABLE FOR:





Plaza Stone 6x9

| Product No. | Height | Dimensions | Units/Pallet | Pallet Weight | Sq. Ft./Pallet |  |  |  |  |
|-------------|--------|-----------------|--------------|---------------|----------------|---|---|---|---|
| #606 | 60mm | 5½" x 8¼" x 2¾" | 300 | 2,522 lbs | 95 | ● | ● | | |





Plaza Stone 3-pc

| Product No. | Height | Dimensions | Units/Pallet | Pallet Weight | Sq. Ft./Pallet |  |  |  |  |
|-------------|--------|-----------------|--------------|---------------|----------------|---|---|---|---|
| #641 | 60mm | 2¾" x 5½" x 2¾" | 120 | 2,971 lbs | 106 | ● | ● | | |
| | 60mm | 5½" x 5½" x 2¾" | 180 | | | | | | |
| | 60mm | 5½" x 8¼" x 2¾" | 180 | | | | | | |





Plaza Stone Circle

| Product No. | Height | Dimensions | Units/Pallet | Pallet Weight | Sq. Ft./Pallet |  |  |  |  |
|-------------|--------|--------------------|--------------|---------------|----------------|---|---|---|---|
| #637 | 60mm | A: 2¾" x 5½" x 2¾" | 10 | 2,239 lbs | 84 | ● | ● | | |
| | 60mm | B: 6¾" x 5½" x 2¾" | 20 | | | | | | |
| | 60mm | C: 4½" x 5½" x 2¾" | 280 | | | | | | |
| | 60mm | D: 2¾" x 5½" x 2¾" | 10 | | | | | | |
| | 60mm | E: 4½" x 5½" x 2¾" | 220 | | | | | | |





Venetian® 2-pc Combo - Tumbled

| Product No. | Height | Dimensions | Units/Pallet | Pallet Weight | Sq. Ft./Pallet |  |  |  |  |
|-------------|--------|---|--------------|---------------|----------------|---|---|---|---|
| #267T | 60mm | 5 ¹⁵ / ₁₆ " x 5 ¹⁵ / ₁₆ " x 2¾" | 100 | 2,660 lbs | 95 | ● | ● | | |
| | 60mm | 5 ¹⁵ / ₁₆ " x 8 ⁷ / ₈ " x 2¾" | 200 | | | | | | |

Venetian® 6x12 - Tumbled

| Product No. | Height | Dimensions | Units/Pallet | Pallet Weight | Sq. Ft./Pallet |  |  |  |  |
|-------------|--------|--|--------------|---------------|----------------|---|---|---|---|
| #269T | 60mm | 5 ¹⁵ / ₁₆ " x 11 ¹³ / ₁₆ " x 2¾" | 200 | 2,688 lbs | 96 | ● | ● | | |

Venetian® 12x12 - Tumbled

| Product No. | Height | Dimensions | Units/Pallet | Pallet Weight | Sq. Ft./Pallet |  |  |  |  |
|-------------|--------|---|--------------|---------------|----------------|---|---|---|---|
| #270T | 60mm | 11 ¹³ / ₁₆ " x 11 ¹³ / ₁₆ " x 2¾" | 120 | 3,204 lbs | 120 | ● | ● | | |

— Dimensions are nominal.

SUITABLE FOR:

SPECIFICATIONS Walls

| | | |
|-----------------|--------------------|----------------|
| RETAINING WALLS | FREESTANDING WALLS | OUTDOOR LIVING |
| | | |
| ● | | |

Keystone Compac® III - Straight

| Product No. | Height | Width | Depth | Units/Pallet | Pallet Weight | Face Ft./Pallet | | | |
|-------------|--------|-------|-------|--------------|---------------|-----------------|---|--|--|
| #110170 | 8" | 18" | 12" | 36 | 2,762 lbs | 36 | ● | | |

Regal Stone Pro® - RockFace Medley

| Product No. | Height | Width | Depth | Units/Pallet | Pallet Weight | Face Ft./Pallet | | | |
|-------------|--------|-------|-------|--------------|---------------|-----------------|---|--|--|
| #888 | 8" | 18" | 12" | 36 | 2,880 lbs | 36 | ● | | |

Regal Stone Pro® - RockFace

| Product No. | Height | Width | Depth | Units/Pallet | Pallet Weight | Face Ft./Pallet | | | |
|-------------|--------|-------|-------|--------------|---------------|-----------------|---|--|--|
| #818 | 8" | 18" | 12" | 36 | 2,880 lbs | 36 | ● | | |

Regal Stone Pro® - RockFace 3-pc

| Product No. | Height | Width | Depth | Units/Pallet | Pallet Weight | Face Ft./Pallet | | | |
|-------------|--------|-------|-------|--------------|---------------|-----------------|---|--|--|
| #835 | 8" | 7" | 12" | 16 | 2,688 lbs | 32 | ● | | |
| | 8" | 11" | 12" | 16 | | | | | |
| | 8" | 18" | 12" | 16 | | | | | |

Harington® 3-pc

| Product No. | Height | Width | Depth | Units/Pallet | Pallet Weight | Face Ft./Pallet | | | |
|-------------|--------|-------|-------|--------------|---------------|-----------------|---|--|--|
| #876 | 6" | 6" | 12" | 20 | 3,140 lbs | 30 | ● | | |
| | 6" | 12" | 12" | 20 | | | | | |
| | 6" | 18" | 12" | 20 | | | | | |

Harington® Freestanding 3-pc

| Product No. | Height | Width | Depth | Units/Pallet | Pallet Weight | Face Ft./Pallet | | | |
|-------------|--------|---------|-------|--------------|---------------|-----------------|--|---|---|
| #889 | 6" | 6"/4" | 9" | 16 | 2,160 lbs | 22 | | ● | ● |
| | 6" | 12"/10" | 9" | 16 | | | | | |
| | 6" | 18"/16" | 9" | 16 | | | | | |

Stonegate®

| Product No. | Height | Width | Depth | Units/Pallet | Pallet Weight | Face Ft./Pallet | | | |
|-------------|--------|---------|-------|--------------|---------------|-----------------|---|---|---|
| #110176T | 6" | 6"/4" | 10" | 20 | 2,695 lbs | 26 (approx) | ● | ● | ● |
| | 6" | 12"/10" | 10" | 20 | | | | | |
| | 6" | 16"/14" | 10" | 20 | | | | | |

SPECIFICATIONS Caps

Stonegate® Cap

| Product No. | Height | Width | Depth | Units/Pallet | Pallet Weight | Linear Ft./Pallet |
|-------------|--------|-------|-------|--------------|---------------|-------------------|
| #110177T | 3" | 12" | 11" | 120 | 3,240 lbs | 110 |

3" Rectangle Cap


| Product No. | Height | Width | Depth | Units/Pallet | Pallet Weight | Linear Ft./Pallet |
|-------------|--------|-------|-------|--------------|---------------|-------------------|
| #110819 | 3" | 18" | 13½" | 48 | 2,784 lbs | 72 |

3" Trapezoid Cap

| Product No. | Height | Width | Depth | Units/Pallet | Pallet Weight | Linear Ft./Pallet |
|-------------|--------|---------|-------|--------------|---------------|-------------------|
| #817 | 3" | 18"/12" | 11" | 72 | 2,880 lbs | 90 |

4" Rectangle Cap

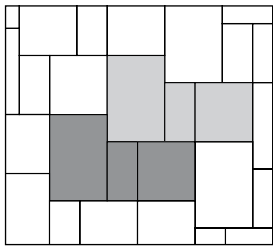
| Product No. | Height | Width | Depth | Units/Pallet | Pallet Weight | Linear Ft./Pallet |
|-------------|--------|-------|-------|--------------|---------------|-------------------|
| #831 | 4" | 18" | 13½" | 48 | 3,696 lbs | 72 |



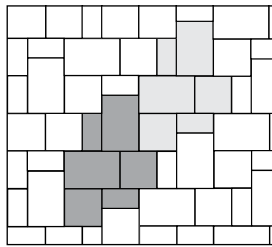
Harington® Large / Harvest Blend

POPULAR LAYING PATTERNS by Paver

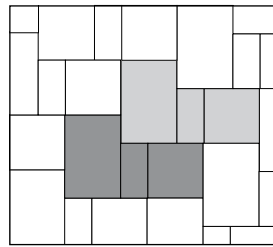
CityStone™ Demi & Supra



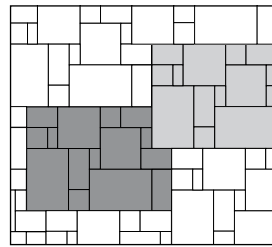
Demi Pattern 1



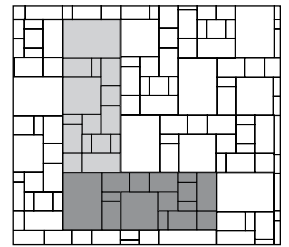
Demi Pattern 1



Supra Pattern 1

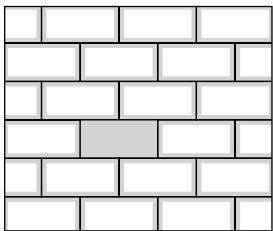


Demi/Supra Pattern 1
Demi (30%), Supra (70%)

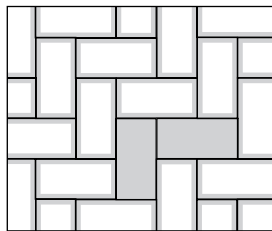


Demi/Supra Pattern 2
Demi (50%), Supra (50%)


Holland Stone



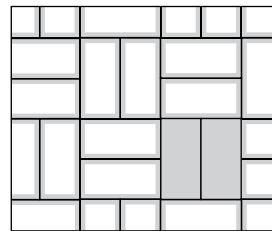
Runner Bond



90° Herringbone

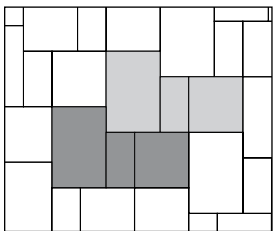


45° Herringbone

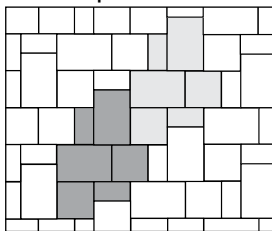


Parquet

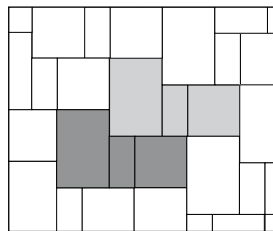
Panorama™ Demi & Supra



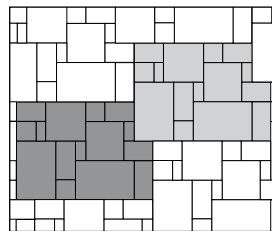
Demi Pattern 1



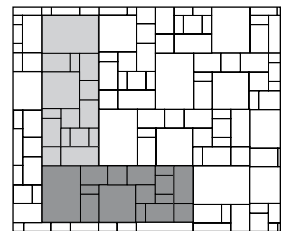
Demi Pattern 1



Supra Pattern 1




Demi/Supra Pattern 1
Demi (30%), Supra (70%)

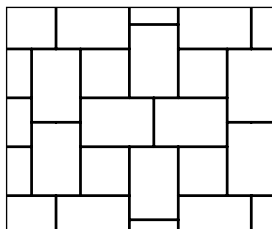


Demi/Supra Pattern 2
Demi (50%), Supra (50%)

Plaza Stone



Runner Bond
Rectangles (60%) Squares (40%)

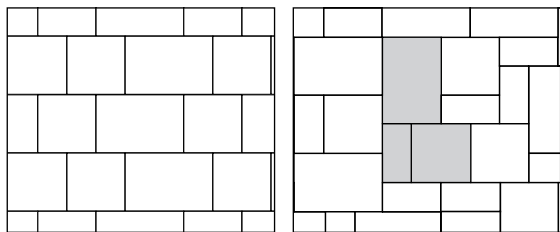


Muster "K"
Rectangles (69%) Squares (31%)

Note: do not use installation patterns with units of different thicknesses.

POPULAR LAYING PATTERNS by Paver

Plaza Stone 3-pc



Runner Bond

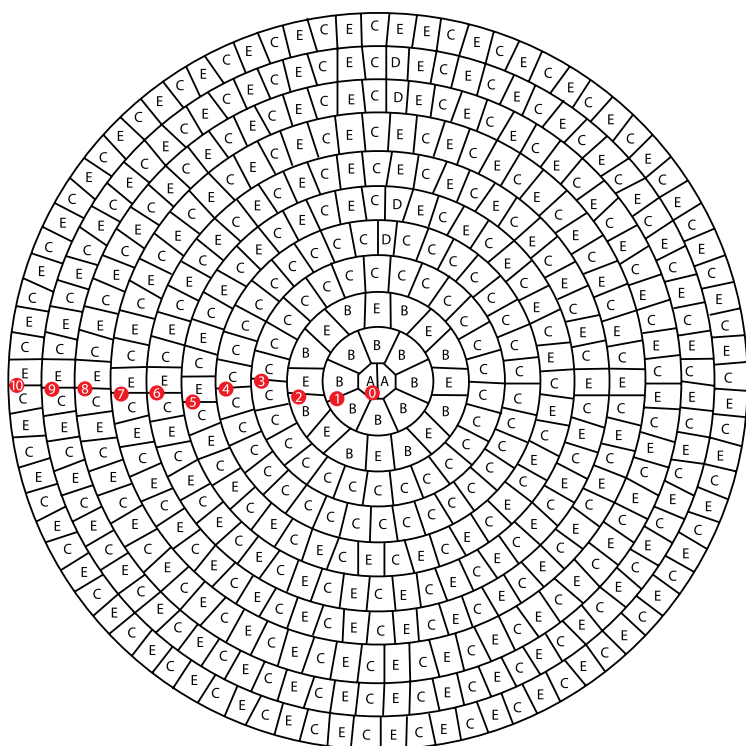
Random

Color Variations

As in all natural materials, color in paving stones and wall stones has inherent variations. Paver and wall color is affected by the variances in the raw materials, concrete mixture, moisture content, climactic conditions, and other variations. Therefore, the colors shown are approximate representations of paver and wall colors, but should not be expected to be an exact match of what will be delivered.

Plaza Stone Circle

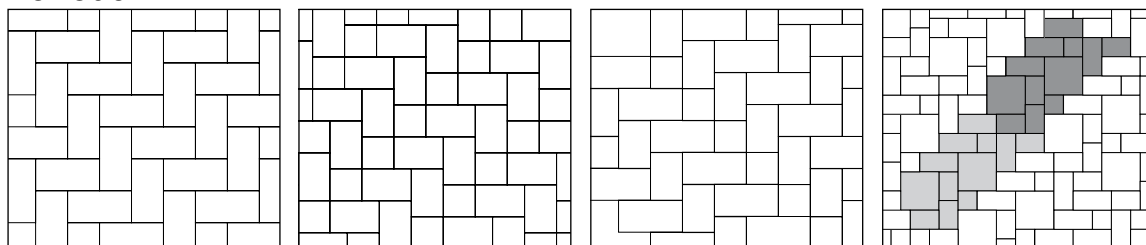
116" Diameter



The Nature of Efflorescence

Another cause of color variation in paving stones and wall stones may be the natural phenomenon called efflorescence. Efflorescence, a deposit of white salts consisting of mostly calcium carbonate, may appear as a white powder on the paver or wall surface and in no way affects the structural integrity. This phenomenon occurs in all concrete and although it cannot be completely prevented from occurring, efflorescence generally will weather off and disappear over time or can be removed with cleaners at the job site.

Venetian®



Herringbone
Large Rectangle

Herringbone
6x6/6x9 Combo

Herringbone
6x6/6x9 (40%), 6x12 (60%)

Random
6x6/6x9 (35%), 6x12 (25%),
12x12 (40%)



Stonegate®



Manufactured at:
1101 Westinghouse Boulevard
Charlotte, NC 28273
(704) 588-4747

QUIKRETE and its subsidiaries (collectively QUIKRETE) reserve the right to improve its products and make changes to its specification and design without notice. The information contained herein has been compiled by QUIKRETE and to the best of its knowledge, accurately represents Keystone Hardscapes products and how they may be used in the applications which are illustrated. Site conditions, including load pressures acting on the wall, soil types and drainage conditions, may vary. Final determination of the suitability of the product for the use contemplated and the manner of product use are the sole responsibility of the user. Good construction practices and local building codes require the use of an engineered design when constructing retaining walls or freestanding walls in many conditions. Structural design and analysis should be provided by a qualified engineer.

NOTICE OF LIMITED WARRANTY: the terms of the Limited Warranty applicable to our products can be found at www.keystonehardscapes.com or can be obtained by sending a written request to c/o KEYSTONE HARDSCAPES, 5 Concourse Parkway, Atlanta, GA 30328 USA.

©2021 The QUIKRETE Companies - Patents Pending. • KHS - 04/2021